



CoreServiceSM


COMPLETE CoreCenterSM PERFORMANCE PROGRAM







 LAEMPEREICH.COM

Through a series of regularly scheduled visits, our experienced technician skillfully examines each area of your CoreCenterSM, mapping your care and maintenance. Using our CoreAuditSM tool, your team is provided a written and photographic report that can be used as a powerful training and corrective-action plan.

We collaborate with your team to apply best-practices gathered from thousands of CoreCenterSM installations. Increase your **uptime**, **production**, and **efficiency**, by starting a CoreServiceSM program at your foundry today.



Question	Response	Details
Check mixer blade for build up, wear, and alignment to mixer bowl/lid	Poor	Blades needs replaced
 Appendix 2		
Check mixer lid condition and mixer lid cylinder function [proximity switch]	Not Applicable	
Check mixer bowl for wear and buildup	Poor	Needs to replace liners and mixing tool disk
 Appendix 3	 Appendix 4	
Check bottom slide for buildup and wear	Poor	
Check resin injection & suction pressure	Good	
Check resin tubes for leakage & buildup	Poor	Tubes, O-Rings, ejector E valves looks to have been overflooded and needs to be replaced
 Appendix 5	 Appendix 6	
Check resin injection nozzles & resin lines	Good	
Check cleaning cylinder & disc for function and wear	Not Applicable	
Check exhaust system on mixer lid & sand dosing tank	Good	

CoreAuditSM

